


CRANKCASE/CRANKSHAFT/BALANCER


Place the left crankcase side down and separate the right crankcase from the left crankcase.

CAUTION:


Do not pry the left and right crankcase apart.



Remove the dowel pins and orifice/O-ring.



Remove the reed valve.



INSPECTION

Inspect the cam chain tensioner for wear or damage.
Replace if necessary.

