



## CRANKCASE/CRANKSHAFT/BALANCER

### RIGHT CRANKCASE

Remove the bolts and mainshaft bearing set plate.




Remove the mainshaft bearing, countershaft bearing, shift drum bearing and balancer bearing.



*Drive in the new bearings squarely with the marking side facing toward the inside of the crankcase.* Install a new right mainshaft bearing using the special tools.

#### TOOLS:

**Driver** 07749-0010000  
**Attachment, 52 × 55 mm** 07746-0010400  
**Pilot, 25 mm** 07746-0040600



*Drive in the new bearings squarely with the marking side facing toward the inside of the crankcase.* Install a new right countershaft bearing using the special tools.

#### TOOLS:

**Driver** 07749-0010000  
**Attachment, 42 × 47 mm** 07746-0010300  
**Pilot, 20 mm** 07746-0040500

