

---

## ENGINE OIL

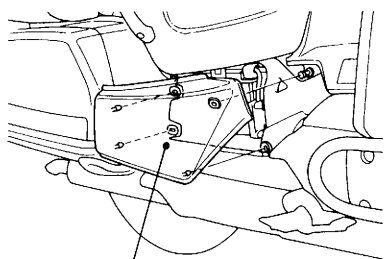
Check engine oil level each day before operating the motorcycle.

To check the oil level:

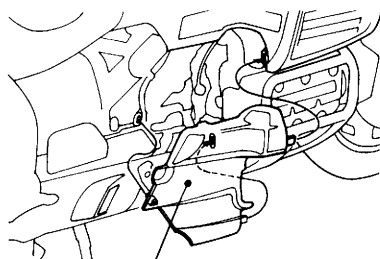
1. Place the motorcycle on its center stand on firm and level ground, and remove the rear and front right side covers.
2. Start the engine and let it idle for a few minutes.
3. Stop the engine. After a few minutes, remove the dipstick and wipe it clean, then reinsert the dipstick without screwing it in. Remove the dipstick.  
The oil level should be between the upper and lower level marks on the dipstick.
4. If required, remove the filler cap, add the specified oil up to the upper level mark. Do not overfill.
5. Reinstall the filler cap, dipstick, and the front and rear right side covers.

### CAUTION:


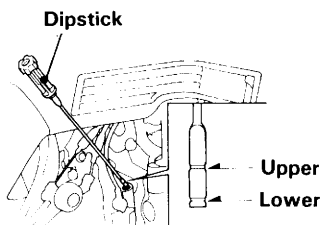
- ***Running the engine with insufficient oil can cause serious engine damage.***



Rear Right Side Cover



Front Right Side Cover



Filler Cap