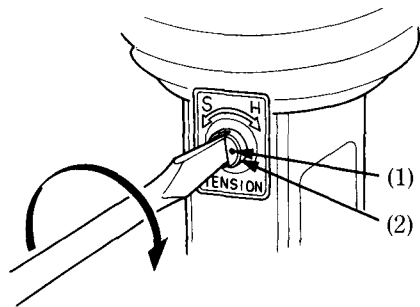


## Damping Force


There are three damping force adjustment positions that can be selected. The position at which the dots (1) align is the standard position.

To increase the damping force, turn the adjuster (2) 180° or 270° clockwise from the standard position.




- (1) Dot
- (2) Adjuster


Damping Force 1      Damping Force 2      Damping Force 3



STANDARD



Rotate 180°



Rotate 270°