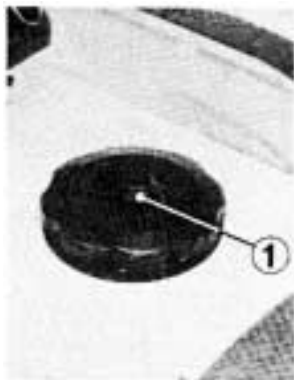



## STARTING THE ENGINE

### WARNING

- \* *Never run the engine in a closed area. The exhaust contains poisonous carbon monoxide gas that may cause loss of consciousness and lead to death.*
- \* *Do not try to start the engine with the transmission in gear. You may injure yourself or damage the vehicle.*
- \* *Be sure to release the steering lock before attempting to start the engine.*




(1) Vent lever



(2) Fuel valve

## Preparation

1. Select a level surface and lock the parking brake (page 14) before starting the engine.
2. Turn the fuel cap vent lever (1) and fuel valve (2) to ON.
3. Make sure the engine stop switch (3) is at RUN.
4. Make sure that the transmission is in neutral by depressing the gearshift pedal and checking that the neutral indicator is at N and that the neutral indicator lamp lights.



(3) Engine stop switch