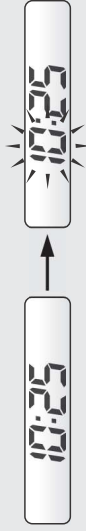


Instrumentals (Continued)

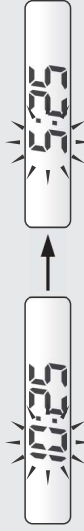
To set the clock:

- 1 Turn the ignition switch ON while pressing and holding the **FCD** button. The hour digits start flashing.

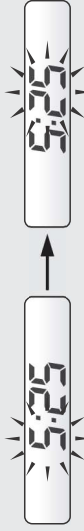


- 2 Press **FCD** button until the desired hour is displayed.

► Press and hold to advance the hour fast.



- 3 Press **TOTAL/TRIP** button. The minute digits start flashing.



- 4 Press **FCD** button until the desired minute is displayed.

► Press and hold to advance the minute fast.



- 5 Press **TOTAL/TRIP** button. The clock is set.

► The time can also be set by turning the ignition switch off.

The display will stop flashing automatically and the adjustment will be cancelled if the button is not pressed for about 30 seconds.