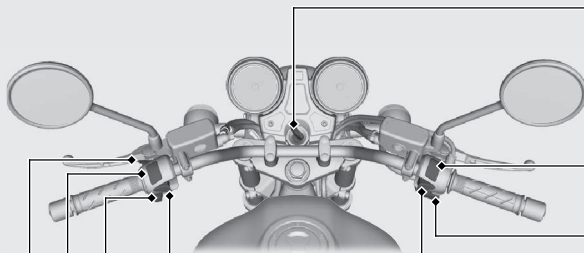


Switches






 **Horn button**

 **Turn signal switch**

▶ Pressing the switch turns the turn signal off.

Headlight dimmer switch

-  : High beam
-  : Low beam

 **PASS Passing light control switch**

Flashes the high beam headlight.

 **Start button**

 **Hazard switch**

Switchable when the ignition switch is turned to the ON position. Can be turned to off regardless of the ignition switch position.

▶ The signals continue flashing with the ignition switch is in the OFF or LOCK position after the hazard switch is on.