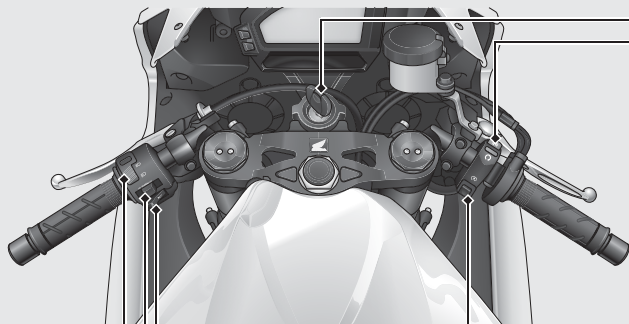


Switches





Horn button




Turn signal switch


- ▶ Pressing the switch turns the turn signal off.

Headlight dimmer switch

-  High beam
-  Low beam


Engine stop switch

Should normally remain in the RUN  position.

- ▶ In an emergency, switch to the OFF  position to stop the engine.



Start/lap button

Headlight turns off when operating the starter motor. Also use lap timer  P.34