





## Maintenance Schedule

Items		Frequency *1							Regular Replace	Refer to page	
		× 1,000 mi	0.6	4	8	12	16	20			24
		× 1,000 km	1.0	6.4	12.8	19.2	25.6	32.0			38.4
Non-Emission-Related Items	Drive Chain	Every 600 mi (1,000 km): <b>I</b> <b>L</b>								95	
	Brake Fluid *5			<b>I</b>	<b>I</b>	<b>I</b>	<b>I</b>	<b>I</b>	<b>I</b>	2 Years	91
	Brake Pads Wear			<b>I</b>	<b>I</b>	<b>I</b>	<b>I</b>	<b>I</b>	<b>I</b>		92
	Brake System				<b>I</b>		<b>I</b>		<b>I</b>		64
	Brake Light Switch				<b>I</b>		<b>I</b>		<b>I</b>		93
	Headlight Aim				<b>I</b>		<b>I</b>		<b>I</b>		104
	Clutch System			<b>I</b>	<b>I</b>	<b>I</b>	<b>I</b>	<b>I</b>	<b>I</b>		99
	Side Stand				<b>I</b>		<b>I</b>		<b>I</b>		94
	Suspension				<b>I</b>		<b>I</b>		<b>I</b>		-
	Nuts, Bolts, Fasteners				<b>I</b>		<b>I</b>		<b>I</b>		-
Wheels/Tires				<b>I</b>		<b>I</b>		<b>I</b>		73	
Steering Head Bearings				<b>I</b>		<b>I</b>		<b>I</b>		-	

### Notes:

\*1 : At higher odometer readings, repeat at the frequency interval established here.

\*2 : Service more frequently when riding in unusually wet or dusty areas.

\*3 : Service more frequently when riding in rain or at full throttle.

\*4 : 50 STATE (meets California).

\*5 : Replacement requires mechanical skill.