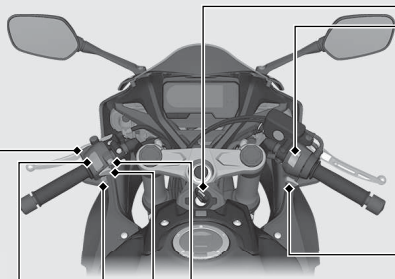



Switches



Torque Control switch

CBR650RA only


Torque Control on/off.  **P.53**


Horn button

Turn signal switch

▶ Pressing the switch turns the turn signal off.

Engine stop switch

Should normally remain in the  (Run) position.




▶ In an emergency, switch to the  (Stop) position (the starter motor will not operate) to stop the engine.

Start button

Hazard switch

Switchable when the ignition switch is in the ON position.

Headlight dimmer/Passing light control switch

-  **D** : High beam
-  **D** : Low beam
-  **PASS** : Flashes the high beam headlight.