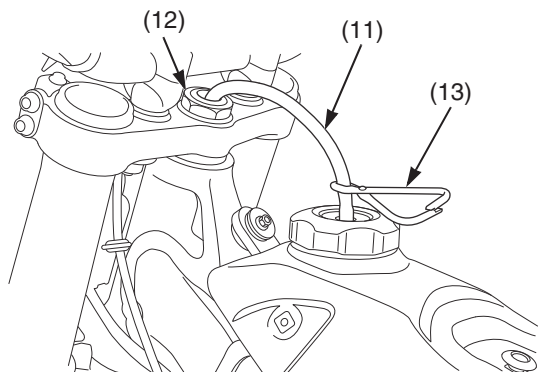
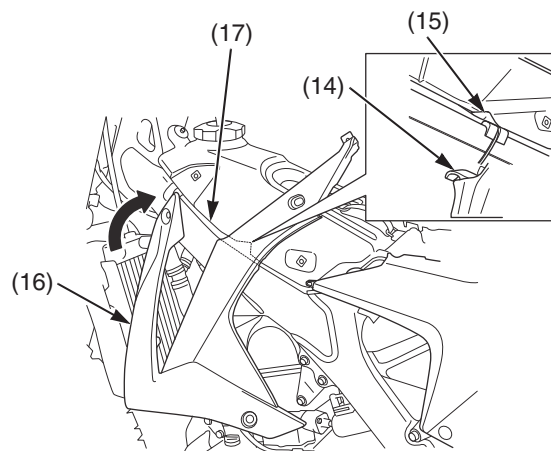


6. Put the breather tube (11) in the steering stem nut (12).
7. Remove the hose clamp (13) from the breather tube.



(11) breather tube
(12) steering stem nut
(13) hose clamp

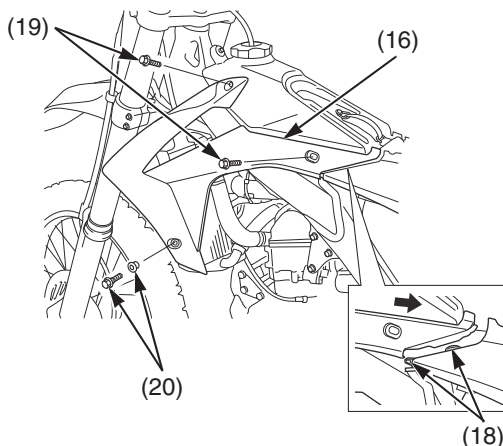
8. Align the shroud hooks (14) with the recesses (15) of the fuel tank.
9. Turn the shrouds (16) and hook them onto the frame (17).



(14) shroud hooks
(15) recesses
(16) shrouds
(17) frame

10. Slide the shrouds (16) toward the rear so that the shrouds and the tabs (18) on the air cleaner housing covers are aligned.
11. Install the shroud B bolts (19), collars and shroud A bolts (20).

Tighten the shroud B bolts to the specified torque:
3.8 lbf·ft (5.2 N·m, 0.5 kgf·m)



(16) shrouds
(18) air cleaner housing cover tabs
(19) shroud B bolts
(20) collars and shroud A bolts

12. Install the seat (page 34).