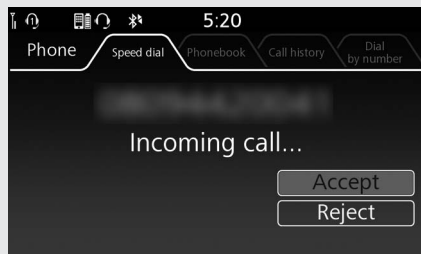


Receiving a Call

When there is an incoming call, an audible notification sounds and the Incoming Call screen appears.




Ring Tone


If the connected mobile phone supports "in band ring tone", the ring tone stored on the phone sounds automatically while receiving a call automatically.

If "in band ring tone" is not supported, the ring tone stored in the audio system sounds.

To Receive a Call

When a call comes in, press  switch on the left handlebar to receive the call.


- ▶ The same action can be done by selecting [Accept] on the screen.



To adjust the phone volume: ➔ P. 71


To enable/disable a call with passenger's headset: ➔ P. 90

To Reject a Call

When a call comes in, press and hold  switch on the left handlebar to reject a call.

- ▶ The same action can be done by selecting [Reject] on the screen.

To End a Call

While talking, press and hold  switch on the left handlebar to end the call.

- ▶ The same action can be done by selecting [End call] on the screen.

