





CRANKCASE SEPARATION

Remove the engine (Section 5).
Remove the cylinder head (Section 6).
Remove the cylinder and piston (Section 7).
Remove the clutch (Section 8).
Remove the gearshift linkage (Section 9).
Remove the starting motor (Section 16).
Remove the A.C. generator (Section 14).
Remove the crankshaft cover.
Remove the drive sprocket.




Remove the cam chain tensioner rod and tensioner.
Remove the rubber cap and shift drum mounting 6 mm bolt.
Remove the crankcase 6 mm screws.



CAM CHAIN TENSIONER PUSH ROD

Place the engine with the left crankcase down.
Remove the snap ring then remove the retainer and kick starter spring.



KICK STARTER SPRING