


### 3. CARBURETOR

#### Setting table

Setting number	K29B
Main jet	#65
Slow jet	#35
Jet needle setting	 3rd. groove
Air screw opening	1 ± 1/8 turn
Float height (gauge)	20 mm (0.787-in.)

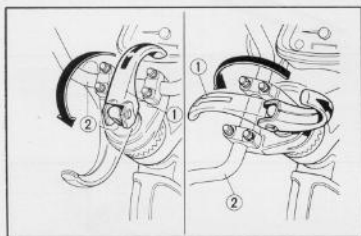


Fig. K2.3 ① Handlebar clamp ② Steering handlebar

### 4. STEERING HANDLEBAR CLAMP

The steering handle was changed to a new type with a handlebar clamp. The handlebar can be set in longitudinal position to economize loading space when transporting the motorcycle.

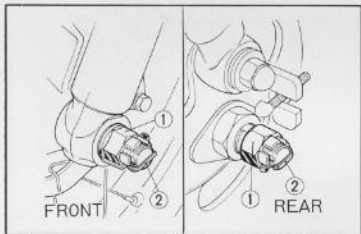


Fig. K.24 ① Axle nut ② Cotter pin

### CT90K3

#### 1. WHEEL AXLE

The front and rear wheel axle nuts were changed to a new axle nuts.