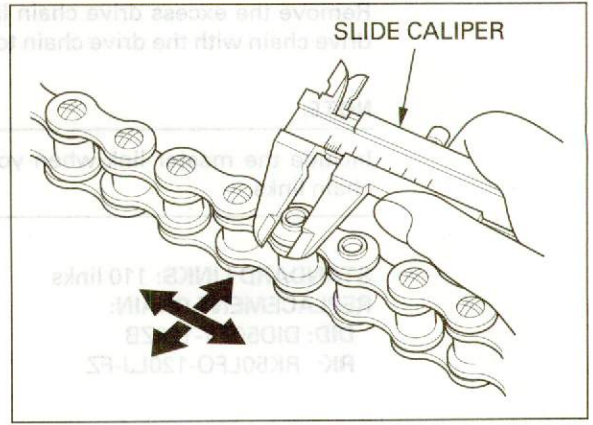
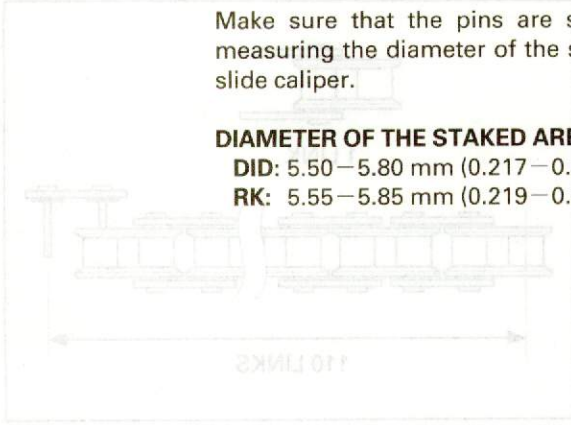


# MAINTENANCE

Make sure that the pins are staked properly by measuring the diameter of the staked area using a slide caliper.

**DIAMETER OF THE STAKED AREA:**

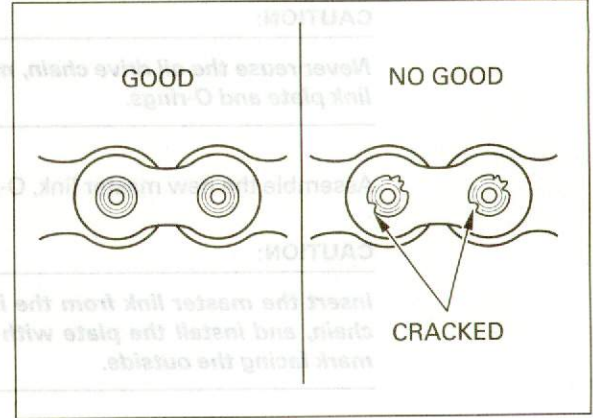
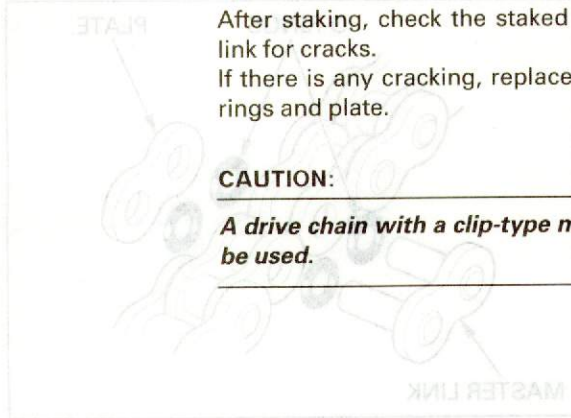
- DID:** 5.50–5.80 mm (0.217–0.228 in)
- RK:** 5.55–5.85 mm (0.219–0.230 in)



After staking, check the staked area of the master link for cracks. If there is any cracking, replace the master link, O-rings and plate.

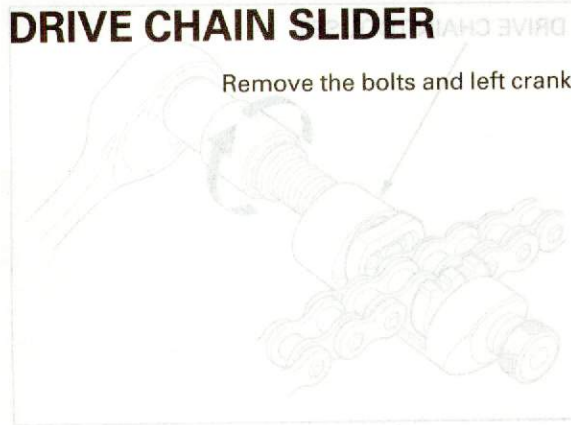
**CAUTION:**

**A drive chain with a clip-type master link must not be used.**



## DRIVE CHAIN SLIDER

Remove the bolts and left crankcase rear cover.



Inspect the drive chain slider for excessive wear or damage. If it is worn to the wear indicator, replace the drive chain slider.

