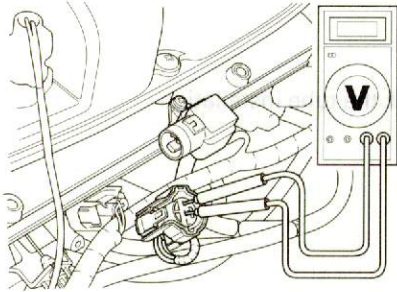


FUEL SYSTEM (Programmed Fuel Injection)

Measure the voltage between the terminals of the wire harness side.



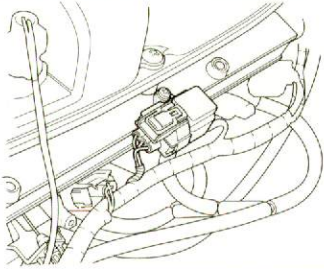
Connection:
Light green/Yellow (+) – Green/Orange (-)
Standard: 4.75 – 5.25 V

Out of range

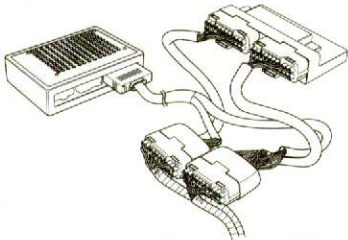
- Open or short circuit in Light green/Yellow wire
- Loose or poor contact on the ECM connectors

Voltage exists

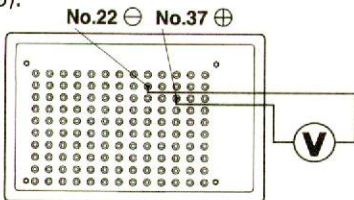
Turn the ignition switch OFF.
Connect the MAP sensor 3P connector.



Disconnect the ECM connectors.
Connect the test harness to ECM connectors.
Turn the ignition switch ON.



Measure the voltage at the test pin box terminals (page 5-9).



Connection: No. 37 (+) – No. 22 (-)
Standard: 2.7 – 3.1 V (760 mm Hg/1,013 kPa)

Out of range

- Faulty MAP sensor

Voltage exists

- Replace the ECM with a new one, and inspect it again