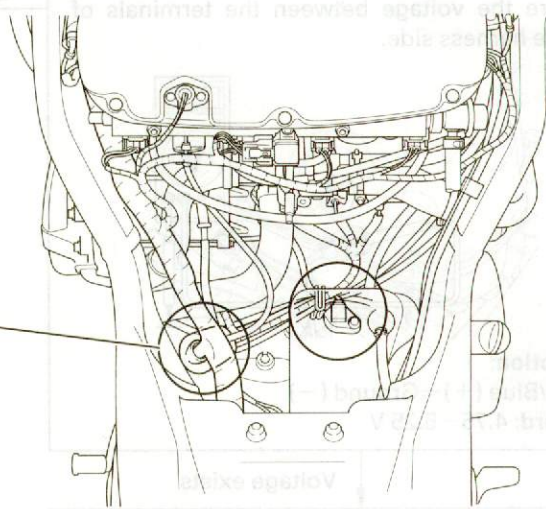
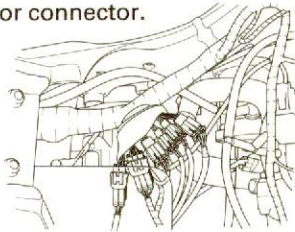


FUEL SYSTEM (Programmed Fuel Injection)

PGM-FI MALFUNCTION INDICATOR 11 BLINKS (VEHICLE SPEED SENSOR)

Turn the ignition switch OFF.

Disconnect the vehicle speed sensor 3P connector.
Check for loose or poor contact on the vehicle speed sensor connector.



Connect the vehicle speed sensor 3P connector.*
Start the engine.
With the side stand UP and keep the engine rev more than 5,000 min⁻¹ (rpm) about 20 seconds or more.
Check the malfunction indicator blinks.

No blinks

• Loose or poor contacts on the vehicle speed sensor connector

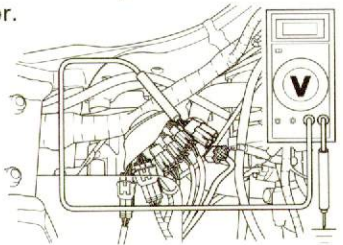
11 blinks

Turn the ignition switch OFF.

Disconnect the vehicle speed sensor 3P connector.
Turn the ignition switch ON.
Measure the voltage at the wire harness side connector.

Out of range

• Open or short circuit in Black/Brown wire



Connection: Black/Brown (+) – Ground (-)
Standard: 12 V

Voltage exists