Check for continuity between the No. 2 injector and ground.

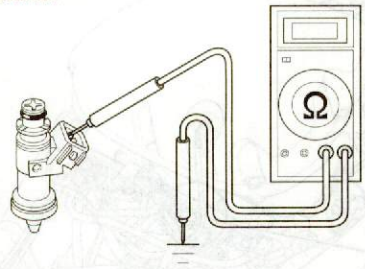

Connection:
Black/White (+)−Ground (−)
Standard: No continuity

Continuity → • Faulty No. 2 injector

No continuity

Turn the ignition switch ON.
Measure the voltage between the No. 2 injector connector of the wire harness side and ground.

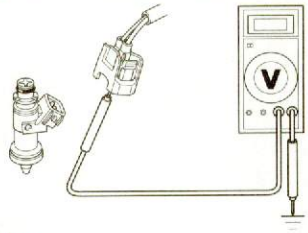

Connection:
Black/White (+)−Ground (−)
Standard: Battery voltage

Out of range → • Open or short circuit in Black/White wire

Voltage exists

Turn the ignition switch OFF.
Connect the No. 2 injector connector.

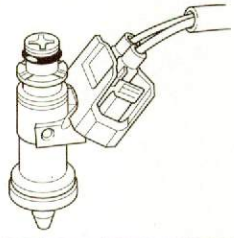
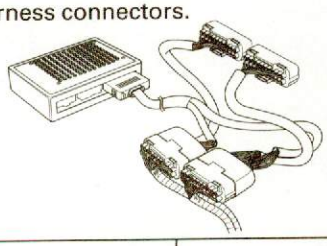
Disconnect the ECM connectors.
Connect the test harness and test pin box to the wire harness connectors.