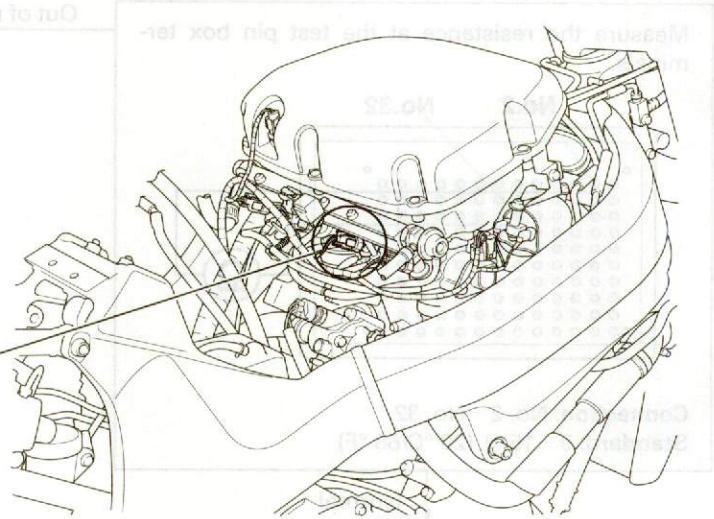
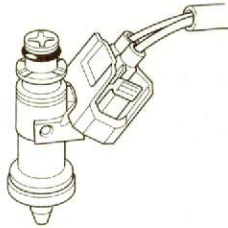


# FUEL SYSTEM (Programmed Fuel Injection)

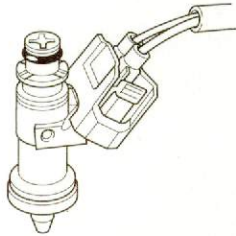
## PGM-FI MALFUNCTION INDICATOR 14 BLINKS (NO. 3 INJECTOR)

Turn the ignition switch OFF.

Disconnect the No. 3 injector 2P connector.  
Check for loose or poor contact on the No. 3 injector 2P connector.

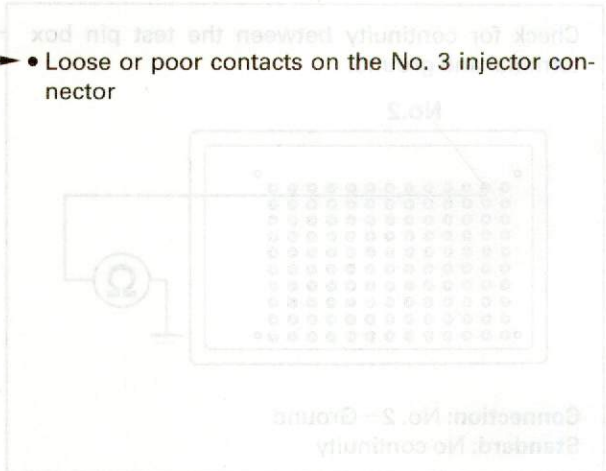


Connect the No. 3 injector 2P connector.  
Place the motorcycle on its side stand.  
Turn the ignition switch ON.  
Check the malfunction indicator blinks.



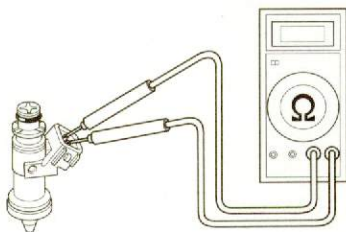
No blinks

• Loose or poor contacts on the No. 3 injector connector



14 blinks

Turn the ignition switch OFF.  
Disconnect the No. 3 injector 2P connector and measure the resistance of the No. 3 injector.



Abnormal

• Faulty No. 3 injector

**Connection:**  
Black/White (+) – Pink/Green (–)  
**Standard:** 13.0 – 14.4 kΩ (20 °C/68 °F)

Normal