


COOLING SYSTEM

Install and tighten the housing cover bolts.

Fill the system with recommended coolant and bleed the air (page 6-5).



RADIATOR

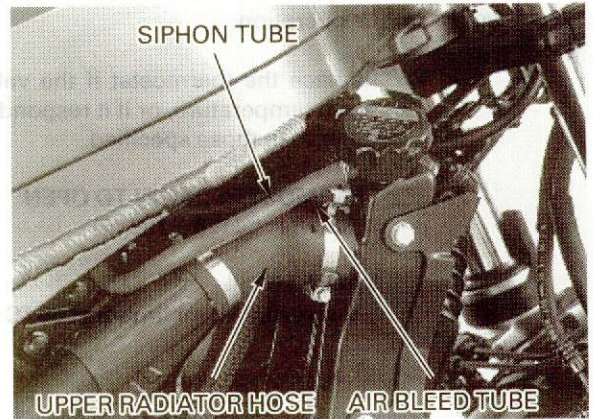
REMOVAL

Remove the radiator grill (page 2-4).
Drain the coolant (page 6-4).

Remove the oil cooler mounting bolts, then move the oil cooler forward.


Disconnect the siphon tube and air bleed tube from the radiator.

Disconnect the upper radiator hose.



Disconnect the fan motor sub-harness 2P (Natural) connector.

Disconnect the lower radiator hose.



Remove the radiator upper mounting socket bolt and washer.

