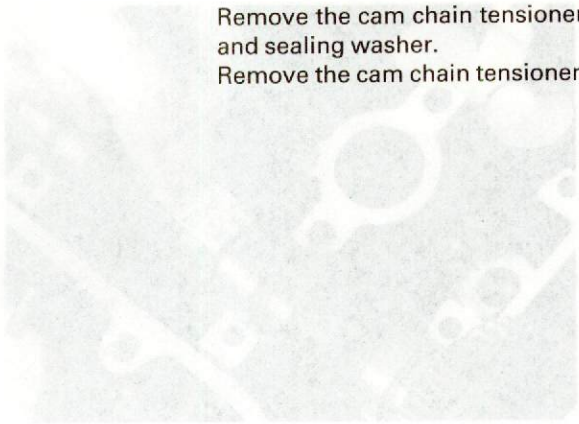


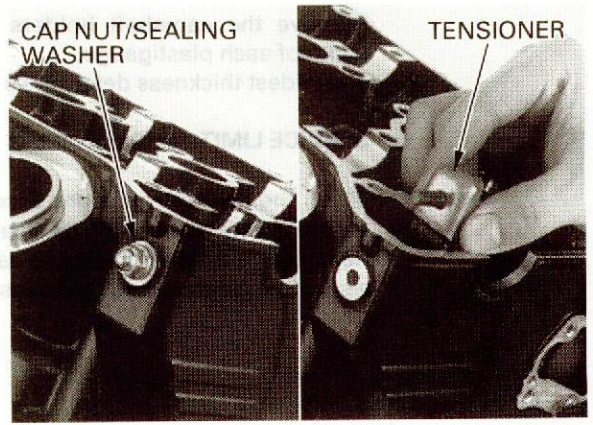
CYLINDER HEAD/VALVES

Remove the cam chain tensioner mounting cap nut and sealing washer.
Remove the cam chain tensioner.




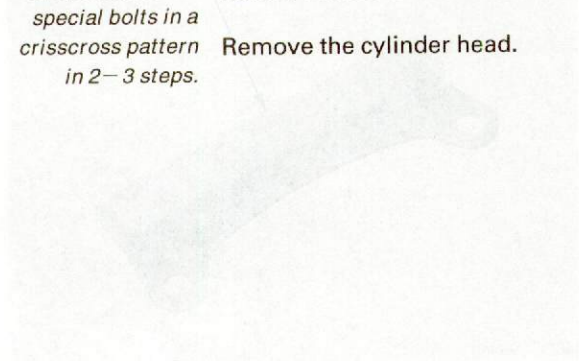
CAP NUT/SEALING WASHER

TENSIONER





Loosen the 9 mm special bolts in a crisscross pattern in 2-3 steps.

Remove the two 6 mm flange bolts.
Remove the ten 10 mm bolts and washers.
Remove the cylinder head.



Remove the dowel pins and cylinder head gasket.



Remove the ignition pulse generator rotor cover and ignition pulse generator rotor (page 17-7).

Remove the bolt, cam chain guide and collar.

Remove the cam chain and timing sprocket from the crankshaft.

