


Install the gearshift pedal aligning its slit with the punch mark on the gearshift spindle. Install and tighten the pinch bolt to the specified torque.

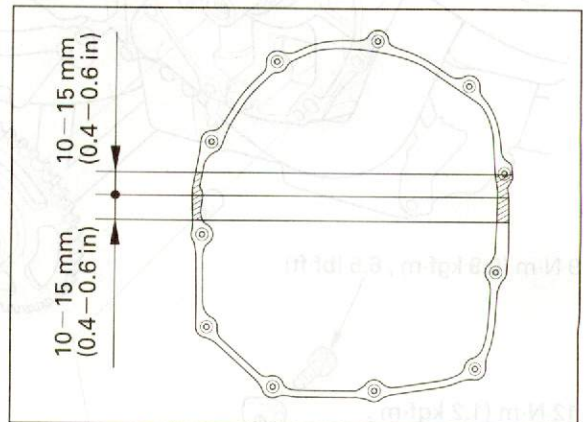
**TORQUE:** 10 N·m (1.0 kgf·m , 7 lbf·ft)

Install the clutch assembly (page 9-8).




## RIGHT CRANKCASE COVER INSTALLATION

Apply a sealant to the mating surfaces of the crankcase as shown.



Install a new gasket onto the right crankcase cover.



Install the right crankcase cover. Install and tighten the right crankcase cover SH bolts to the specified torque.

**TORQUE:** 12 N·m (1.2 kgf·m , 9 lbf·ft)

Pour the recommended engine oil (page 3-16).

