


CRANKSHAFT/TRANSMISSION/BALANCER

Apply a locking agent to the mainshaft bearing set plate bolt threads.

Install the mainshaft bearing set plate with its "OUT SIDE" mark facing out and tighten the bolts to the specified torque.

TORQUE: 12 N·m (1.2 kgf·m , 9 lbf·ft)

Assemble the crankcase (page 11-12).




BALANCER

REMOVAL

Remove the oil pan (page 4-4).


Remove the balancer shaft holder bolt.
Loosen the pinch bolt and remove the holder.



Rotate the balancer shaft and place the punch mark on the shaft facing down.

The balancer shaft will only come out from one particular position. Rotate it until it comes out easily; do not force it out.

Pull the balancer shaft out and remove the balancer weight/gear assembly.



DISASSEMBLY

Remove the side washer A, B and needle bearings from the balancer weight.

