

FRONT WHEEL/SUSPENSION/STEERING

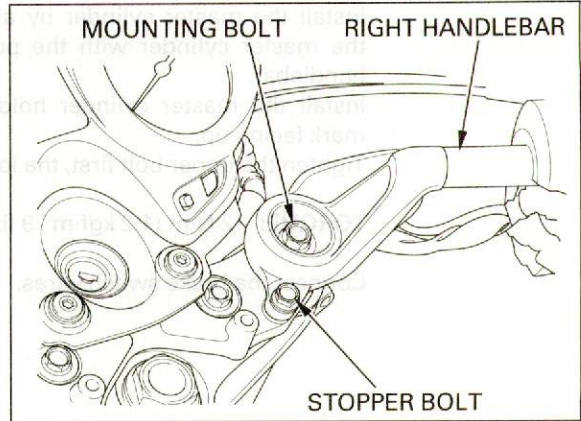
Install the right handlebar onto the top bridge, then install the handlebar mounting bolt and stopper bolt.

Pull the handlebar backward fully, loosely tighten the right handlebar mounting bolt.


Tighten the right handlebar pinch bolt to the specified torque.

TORQUE: 25 N·m (2.6 kgf·m, 19 lbf·ft)


Tighten the right handlebar mounting bolt securely.



Install the left handlebar pivot cap. Install the top bridge cover and tighten the special bolts.



Install the right handlebar switch/throttle housing by aligning its locating pin with the hole in the handlebar.



Tighten the forward screw first, then the rear screw.

