


Remove the secondary master cylinder mounting bolts, left brake caliper pivot bolt and side the assembly out of the way.

CAUTION:


Support the brake caliper and secondary master cylinder with a piece of wire so that it does not hang from the brake hose. Do not twist the brake hose.

NOTE:


Do not operate the brake lever or pedal after the brake caliper is removed.



Loosen the right axle pinch bolts. Remove the axle bolt.



Loosen the left axle pinch bolts. Remove the axle and the front wheel.



Remove the side collars.

