


FRONT WHEEL/SUSPENSION/STEERING

Install the right brake caliper and tighten the new mounting bolts to the specified torque.

TORQUE: 31 N·m (3.2 kgf·m , 23 lbf·ft)


Install the front fender (page 2-5).



With the front brake applied, pump the fork up and down several times to seat the axle and check brake operation.


▲WARNING

Check the brake operation by applying the brake lever and pedal.



Tighten the left axle pinch bolts to the specified torque.

TORQUE: 22 N·m (2.2 kgf·m , 16 lbf·ft)



Check the clearance between the brake disc and caliper bracket on each side after installation. The clearance should be at least 0.7 mm (0.03 in).

