

Install the top bridge.


Install the following:

- Handlebar (page 13-6)
- Fork legs (page 13-27)


Install the steering stem nut.

Tighten the steering stem nut to the specified torque.


TORQUE: 103 N·m (10.5 kgf·m , 76 lbf·ft)



Install the front brake hose/horn mounting bracket and tighten the mounting bolts.



Install the headlight case stay onto the bottom bridge, then install and tighten the mounting bolt.



Install the following:

- Combination meter (page 19-11)
- Headlight case (page 19-4)
- Front wheel (page 13-15)

Install the top bridge cover and tighten the special bolts.

