


REAR WHEEL/SUSPENSION

Install and tighten the lower mounting bolts/nuts to the specified torque.

TORQUE: 42 N·m (4.3 kgf·m , 31 lbf·ft)

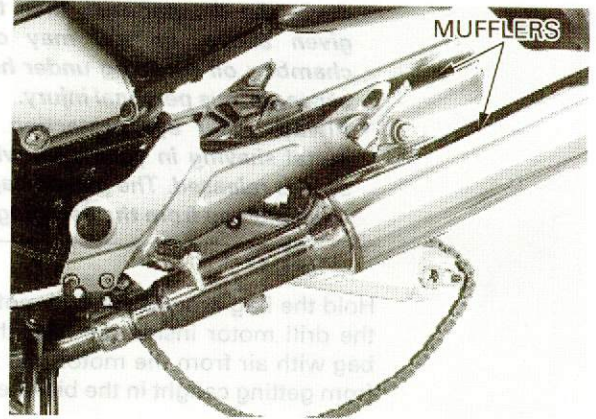
Install the removed parts in the reverse order of removal.




SWINGARM

REMOVAL

- Remove the following:
- Rear wheel (page 14-3)
 - Muffler (page 2-10)



Remove the SH bolt, special bolt and drive chain case.



Remove the SH bolts and brake hose guides.

