


Remove the screw and brake light switch.

Remove the boot and push rod.



Remove the snap ring from the master cylinder body using the special tool as shown.

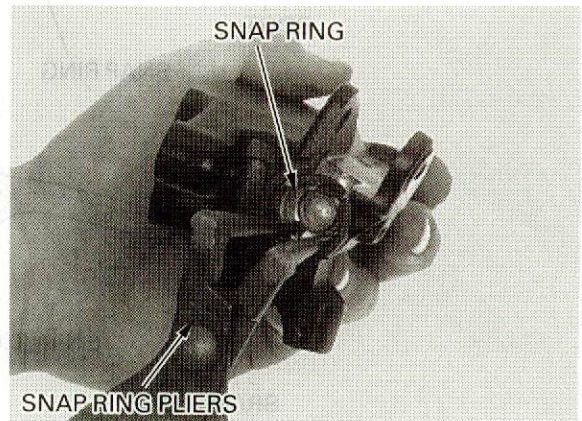
**TOOL:**

**Snap ring pliers**

07914-SA50001 or  
07914-3230001

Remove the master piston and spring.

Clean the inside of the cylinder and reservoir with brake fluid.




## INSPECTION

Check the piston boot, primary cup and secondary cup for fatigue or damage.

Check the master cylinder and piston for abnormal scratches.

Measure the master cylinder I.D.

**SERVICE LIMIT:** 12.76 mm (0.502 in)



Measure the master cylinder piston O.D.

**SERVICE LIMIT:** 12.65 mm (0.498 in)

