

PROPORTIONAL CONTROL VALVE

REMOVAL/INSTALLATION


Remove the seat (page 2-2).

Remove the oil bolt, sealing washers and brake hose eyelet from the PCV (Proportional Control Valve).

Loosen the oil pipe nut and remove the oil pipe.

Remove the two mounting bolts and PCV.

Installation is in the reverse order of removal.




DELAY VALVE


REMOVAL

Remove the oil bolts, sealing washers and brake hose eyelets from the delay valve.

Remove the brake 3-way joint mounting bolt.



Remove the brake pipe joint nut.



Remove the two mounting bolts and delay valve.

