


## RIGHT CALIPER INSTALLATION

Install the right brake caliper/bracket assembly over the brake disc.  
Install and tighten the new caliper mounting bolts.


**TORQUE:** 31 N·m (3.2 kgf·m , 23 lbf·ft)

Install the brake hose eyelets to the caliper body with two new sealing washers and oil bolt.



Push the brake hose eyelet to the stopper on the caliper, then tighten the oil bolt to the specified torque.

**TORQUE:** 34 N·m (3.5 kgf·m , 25 lbf·ft)



## LEFT CALIPER INSTALLATION

Install the left brake caliper/bracket assembly over the brake disc.

Install the new caliper pivot bolt and secondary master cylinder joint bolt.


Tighten the bolts to the specified torque.

**TORQUE:**

**Pivot bolt:** 31 N·m (3.2 kgf·m , 23 lbf·ft)

**Joint bolt:** 26 N·m (2.7 kgf·m , 20 lbf·ft)

Install the brake hose eyelets to the caliper body with two new sealing washers and oil bolt.



Push the brake hose eyelet to the stopper on the caliper, then tighten the oil bolt to the specified torque.

**TORQUE:** 34 N·m (3.5 kgf·m , 25 lbf·ft)

Install the brake pads (page 15-12).

Fill and bleed the lever and pedal line brake hydraulic system (page 15-8).

