
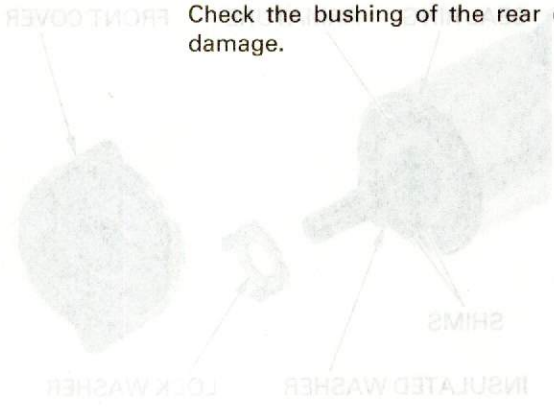

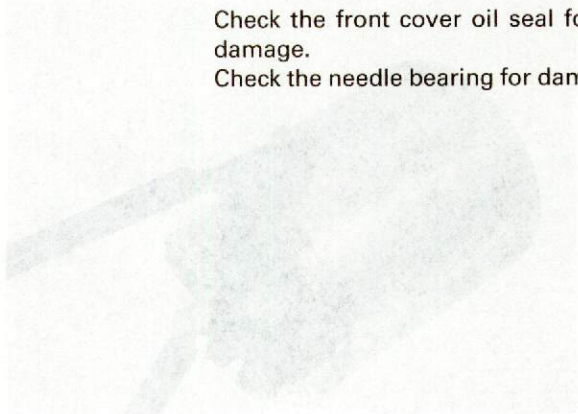


ELECTRIC STARTER


Check the bushing of the rear cover for wear or damage.



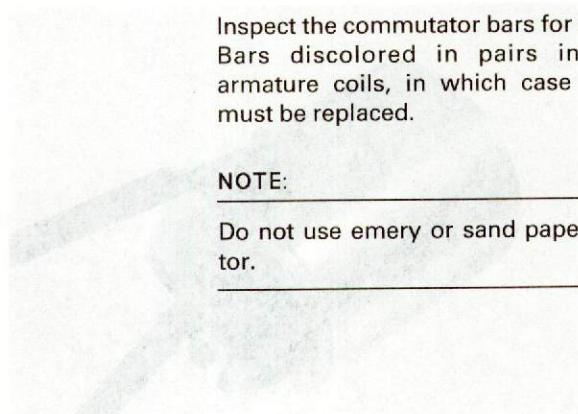
Check the front cover oil seal for fatigue or other damage.
Check the needle bearing for damage.



Inspect the commutator bars for discoloration, Bars discolored in pairs indicate grounded armature coils, in which case the starter motor must be replaced.



NOTE:
Do not use emery or sand paper on the commutator.



Check for continuity between individual commutator bars; there should be continuity.

