


HEADLIGHT

BULB REPLACEMENT

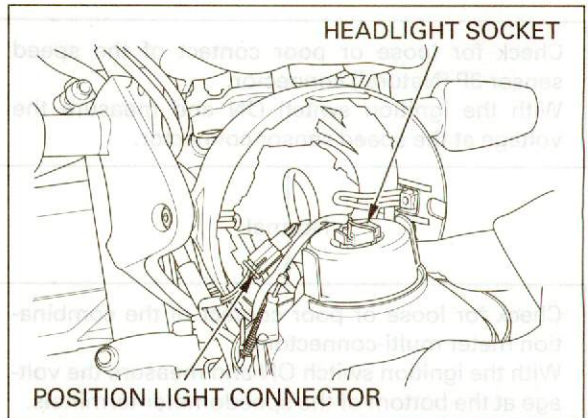
▲WARNING

A halogen headlight bulb becomes very hot while the headlight is ON, and remains hot for a while after it is turned OFF. Be sure to let it cool down before servicing.


Remove the headlight unit mounting screws and collars, then remove the headlight unit.



Disconnect the headlight socket and position light connector.



Remove the dust cover.



Unhook the bulb retainer and remove the headlight bulb.

CAUTION:

Avoid touching halogen headlight bulb. Finger prints can create hot spots that cause a bulb to break.

If you touch the bulb with your bare hands, clean it with cloth moistened with denatured alcohol to prevent early bulb failure.

