

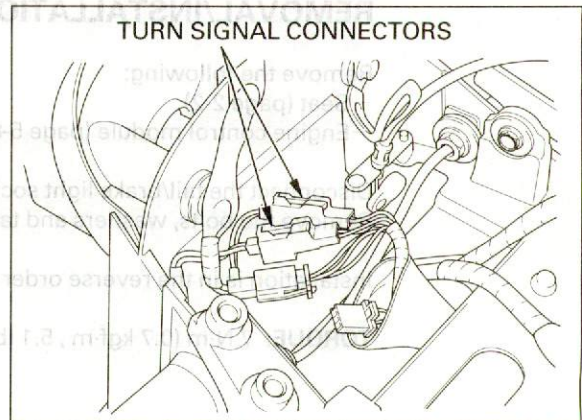
**REMOVAL/INSTALLATION**

For front turn signal unit removal, remove the headlight case (page 19-5).

For rear turn signal removal, remove the following:

- Seat (page 2-2)
- Engine control module (page 5-83)

Disconnect the turn signal connector.




Remove the turn signal unit mounting nut. Release the turn signal wire and remove the turn signal unit.

Route the turn signal wire properly (page 1-24).

Install the turn signal unit in the reverse order of removal.


**TORQUE:** 5 N·m (0.5 kgf·m , 3.6 lbf·ft)



**TAIL/BRAKE LIGHT**

**BULB REPLACEMENT**

Remove the screws and tail/brake light lens.



While pushing in, turn the bulbs counterclockwise to remove them and replace with new ones.

Install the tail/brake light lens in the reverse order of removal.

