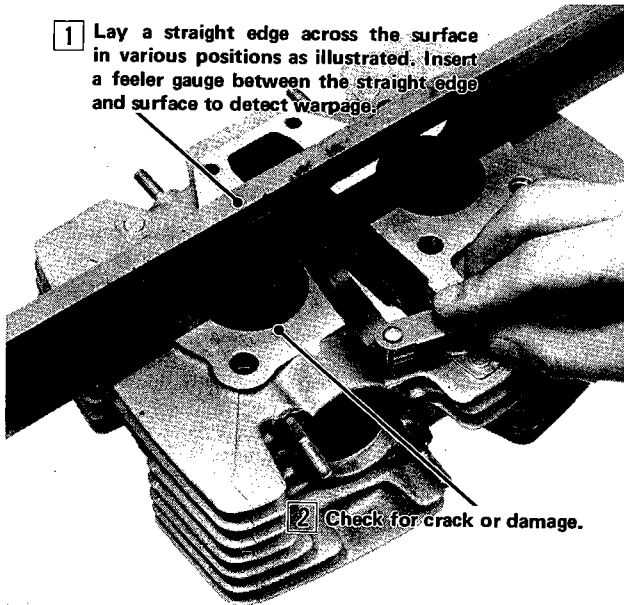



b. INSPECTION

● CYLINDER HEAD WARPAGE



2 Check for crack or damage.

4 MEASURING DIRECTIONS



5 ● CYLINDER HEAD WARPAGE

Standard	Service Limit
0 - 0.05 mm (0 - 0.00197 in.)	0.1 mm (Replace) (0.00394 in.)

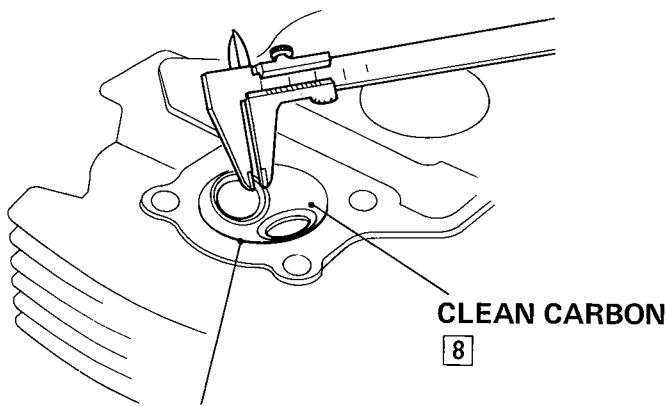
3

● CYLINDER HEAD THICKNESS

Standard	Service Limit
72.75 - 72.85 mm (2.864 - 2.868 in.)	72.60 mm (Replace) (2.858 in.)

6 To detect warpage, apply a Prussian Blue to the surface plate. Correct warpage by grinding on the surface plate with lapping compound coated on it.

● VALVE SEAT WIDTH



9

Take measurements at several points.

Standard	Service Limit
IN/EX 1.0 mm (0.03937 in.)	1.5 mm (Replace) (0.0590 in.)

10

VALVE SEAT WIDTH

