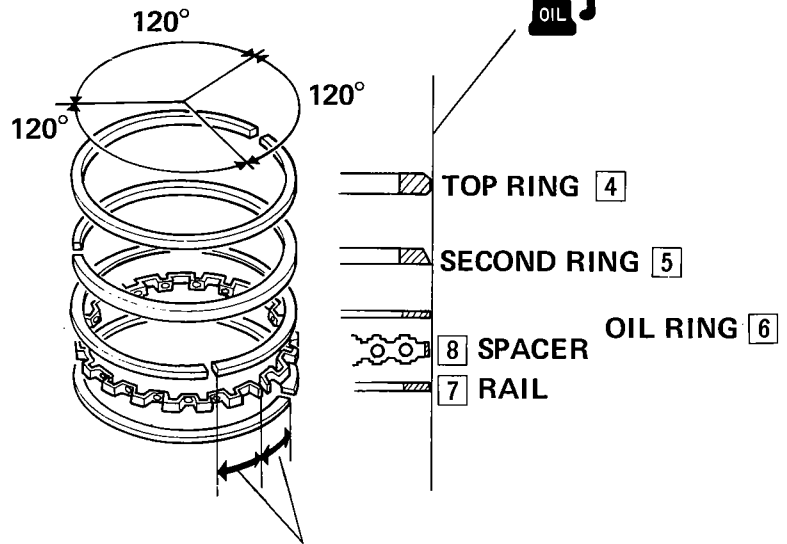

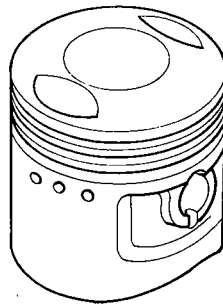


• PISTON RING ASSEMBLY

1 FACE THE MARKS UPWARD.



2 **NOTE**
Before installing the piston rings, clean up the grooves.



3 **NOTE**

- When installing the oil ring, first install the spacer then rails.
- The ring gaps should not be in line with the piston pin direction and its right angle direction. The ring gaps should be apart 120° or 180°. As for the oil ring, the gap locations should be done by the spacers.
- After installing the piston rings, make sure to hand rotate the rings checking for smooth rotation without binding.