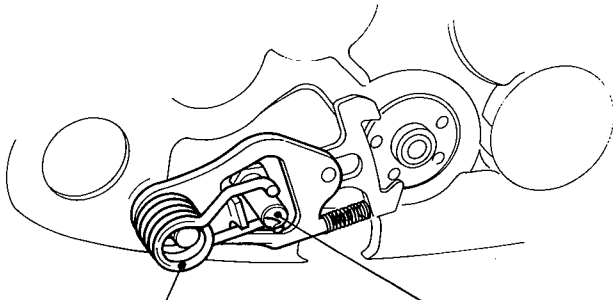


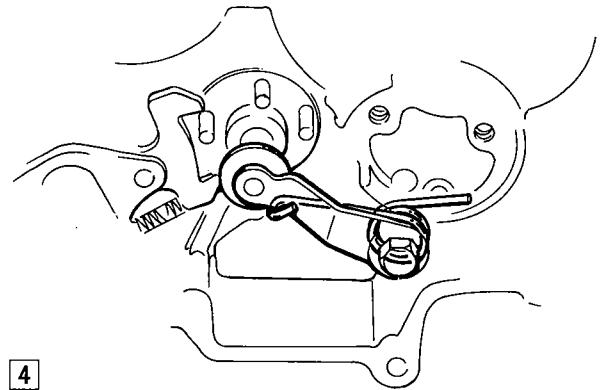
● GEARSHIFT SPINDLE INSTALLATION

- 1
- Insert the end of the spring into the hole in the return pin.



2 RETURN SPRING 3 RETURN PIN

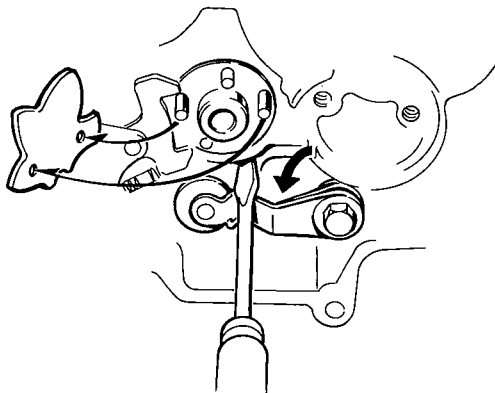
● DRUM STOPPER PLATE INSTALLATION



- 4
- 5 Install the stopper spring as illustrated.

After assembling the plate, check the operation of the stopper.

● DRUM STOPPER ASSEMBLY



- 6
- Align the pins with the holes in the stopper.

● CLUTCH DISASSEMBLY AND ASSEMBLY

