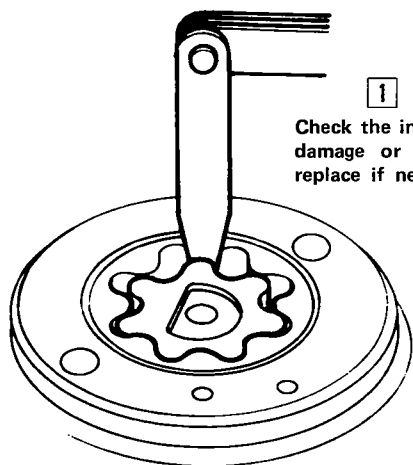


b. INSPECTION

• OIL PUMP ROTOR-TO-ROTOR CLEARANCE



1

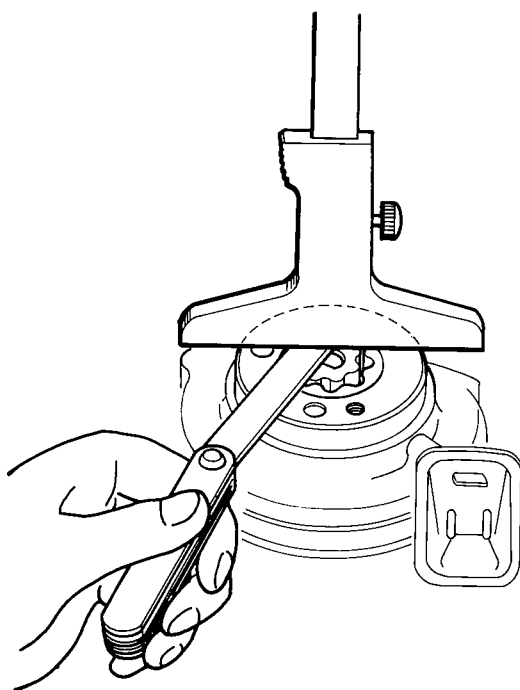
Check the inner and outer rotors for damage or any other defects and replace if necessary.

Standard	Service Limit
0.15 mm (0.0059 in.)	0.2 mm (Replace) (0.0079 in.)

2

NOTE

If the limit is exceeded, replace both rotors as a matched set.



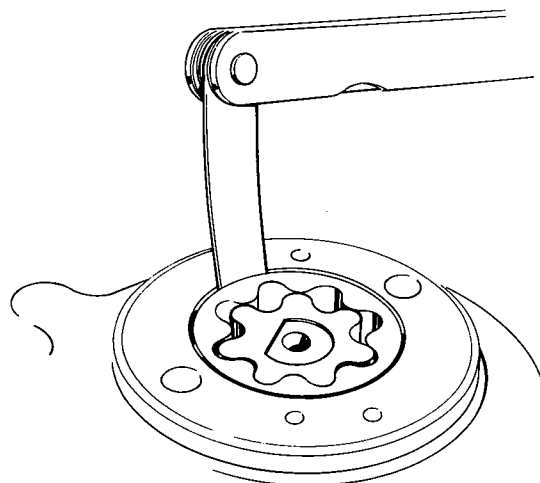
4

NOTE

Replace both rotors as a set or pump body, if the wear exceeds beyond the limits.

Standard	Service Limit
0.01 - 0.07 mm (0.0004 - 0.0028 in.)	0.12 mm (Replace) (0.0047 in.)

• OIL PUMP OUTER ROTOR-TO-CASE CLEARANCE



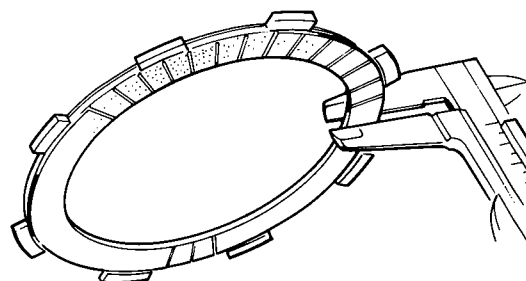
Standard	Service Limit
0.15 - 0.18 mm (0.0059 - 0.0071 in.)	0.25 mm (Replace) (0.0098 in.)

3

NOTE

If the limit is exceeded, replace the rotors as a set or pump body with a new one.

• CLUTCH FRICTION DISC THICKNESS



5

Check the clutch facings, and replace discs worn, damaged or discolored.

Standard	Service Limit
3.0 mm (0.1181 in.)	2.6 mm (Replace) (0.1023 in.)