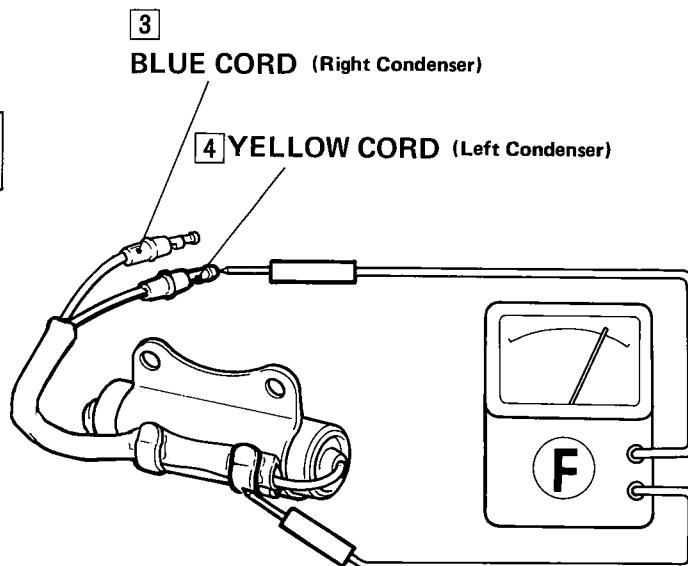
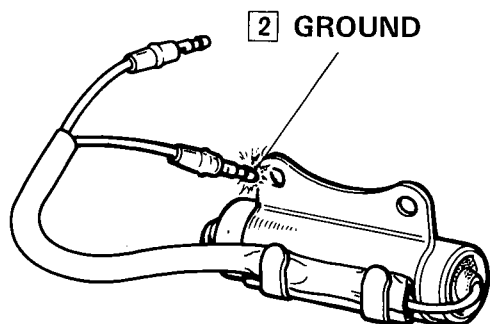


● CONDENSER CAPACITY CHECK

1

NOTE

Use a radio tester to check. Before making a check, short out the stored energy by attaching the center lead (+) to the case.



5 Condenser capacity 0.22 - 0.26 μ F

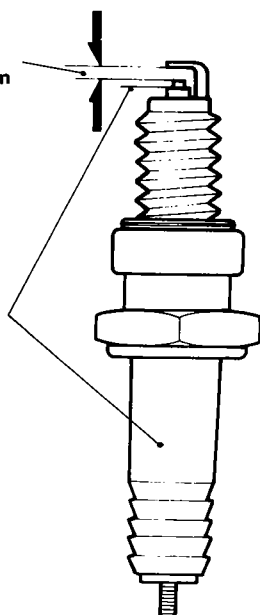
● SPARK PLUG INSPECTION

6 Gap
0.6 - 0.7 mm

8 • Wear
• Oil- or carbon-fouling

9 • Distortion

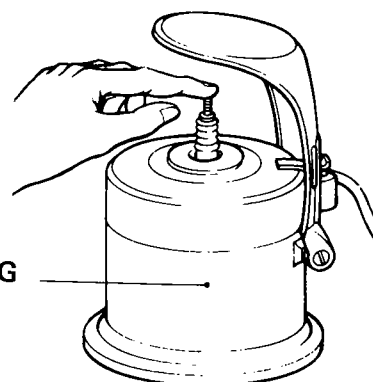
7
• Cracking
• Damage



11

- Inspect the spark plug for deposits or fouling. Clean the spark plug with a spark plug cleaner or stiff wire.

12
SPARK PLUG
CLEANER



13
NOTE

Blow off the sands from the spark plug if it is sand blasted.

10
NOTE

When installing the spark plug, first screw in finger tight and then tighten with the spark plug wrench an additional 1/2 to 3/4 turns, or until the sealing gasket is compressed.