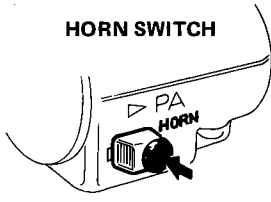
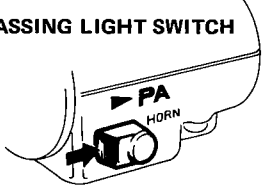
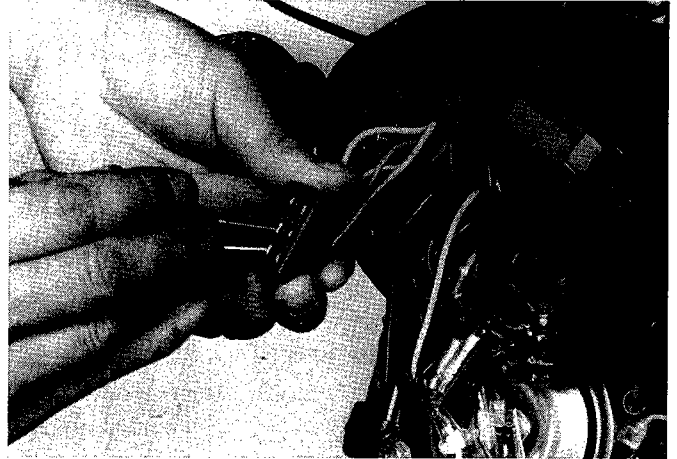


• HORN AND PASSING LIGHT SWITCH TEST

1

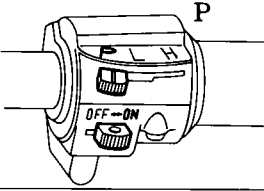
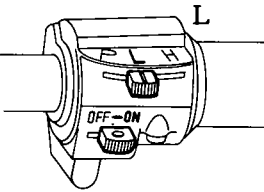
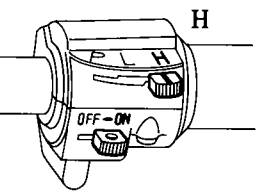
Wire color	Black	Blue	Light/ Green
Switch position			
 <p>HORN SWITCH</p>	○	○	
 <p>PASSING LIGHT SWITCH</p>	○	○	

2 The switch is normal if there is continuity between the circuits "O-O" shown in the table.



• LIGHTING SWITCH TEST

3

Cord color	Black	Brown/ White	White	Blue
Switch position				
 <p>P</p>	○	○		
 <p>L</p>	○	○	○	
 <p>H</p>	○	○		○

