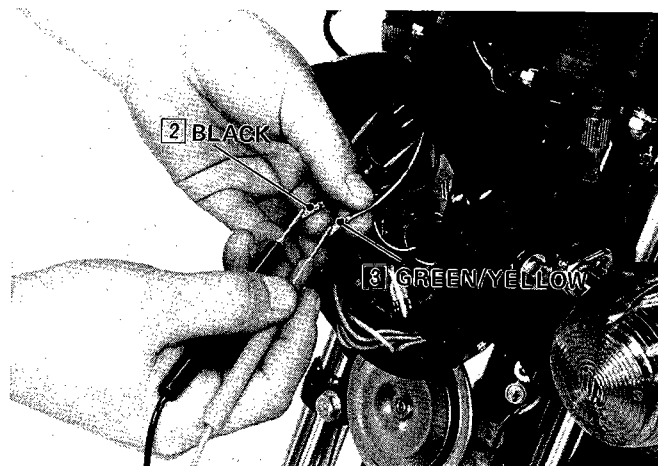



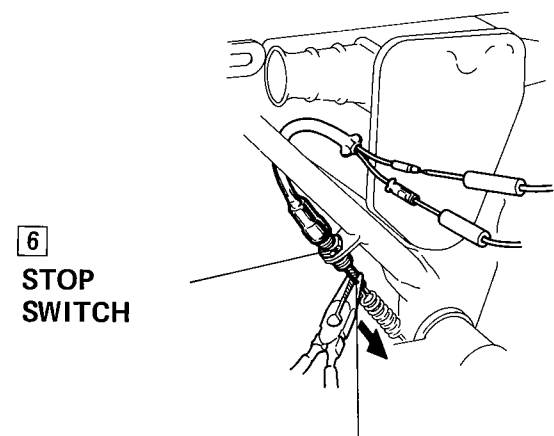
## ● FRONT STOP SWITCH TEST



- 4 The switch is correct if there is continuity between the black and green/yellow leads when the brake lever is pulled in.

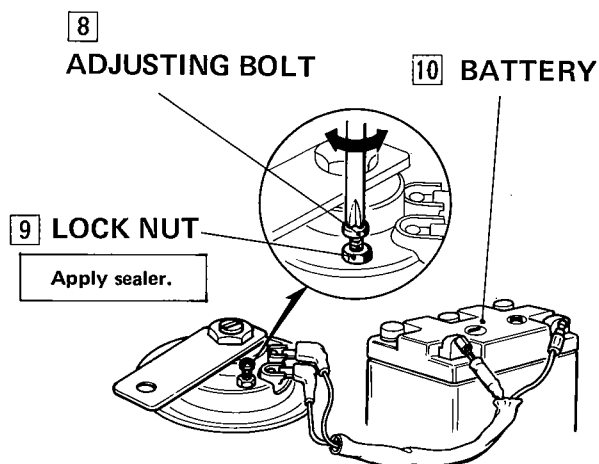
## ● REAR STOP SWITCH TEST

- 5 Check by operating the switch. The switch is normal if there is continuity.



- 7 TURN ON SWITCH

## ● HORN TEST



- 11 To adjust tone, loosen the lock nut and turn the adjusting bolt.