



- (11) Disconnect the tachometer cable and primary lead.
Remove the spark plug caps.




(1) Primary lead

- (12) Remove the UBS nuts (2) and nut (3) and remove the engine upper hanger.




(1) Engine upper hanger

- (13) Remove the UBS nuts (2), (3) and (4).
* Remove the nut (2) and remove the foot peg.
* Remove the nut (4) and pull out the bolt.




(1) Left foot peg

- (14) Remove the bolt (3), pull out the bolt (4) and remove the engine hanger plate.
Remove the bolt (5) with nut and right foot peg together.



(1) Right foot peg (2) Engine hanger plate

- (15) Remove the bolts (2) and (3).



(1) Engine bottom hanger

- (16) Lower the engine toward right as shown.

* Be careful of your feet. It is advisable to lower the engine by two persons.

