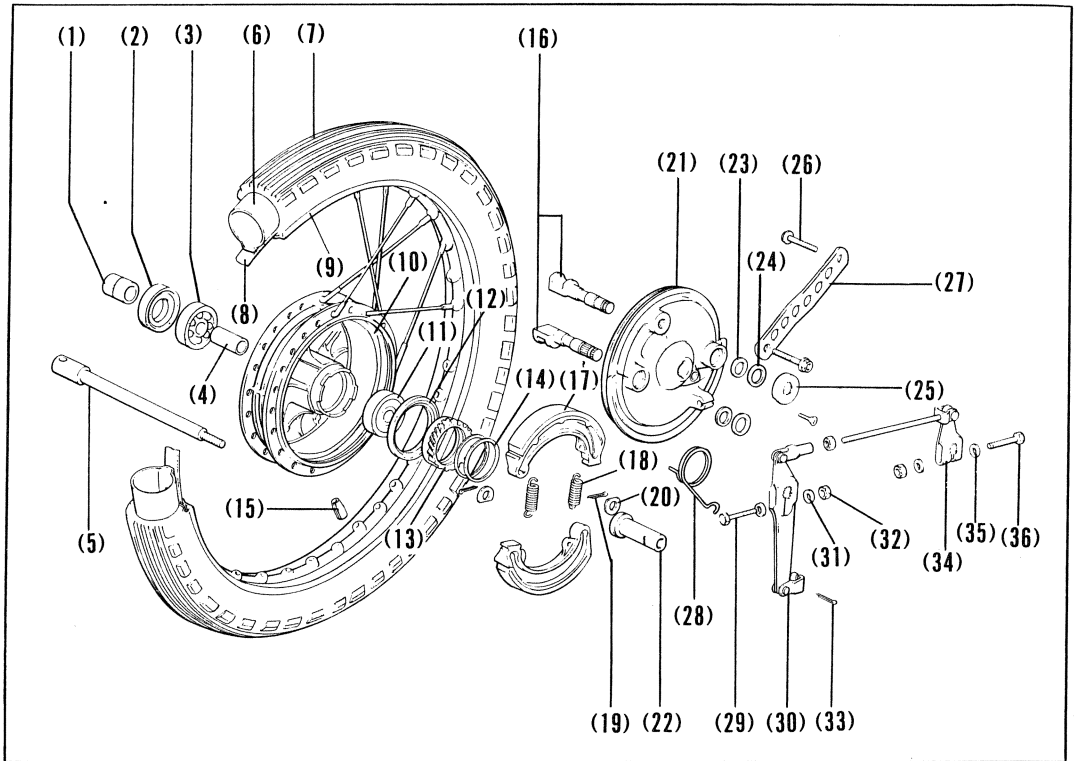


Fig. 5-12

- (1) Front wheel side collar
- (2) 26 x 42 x 7 oil seal
- (3) 6302 radial ball bearing
- (4) Front axle distance collar
- (5) Front wheel axle
- (6) Front wheel tube
- (7) Front wheel tire
- (8) Front tire flap
- (9) Front wheel rim
- (10) Front wheel hub
- (11) 6302 radial ball bearing
- (12) 54667 oil seal
- (13) Speedometer gear
- (14) Speedometer gear washer
- (15) Wheel balancer
(5gr, 10gr, 15gr, 20gr)
- (16) Front brake cam A and B
- (17) Front brake shoes
- (18) Front brake shoe springs
- (19) 2.0 x 15 cotter pin
- (20) Front anchor pin washer
- (21) Front brake panel
- (22) Front wheel axle sleeve
- (23) Brake cam dust seal
- (24) 14 mm plain washer
- (25) Brake indicator plate
- (26) 8 x 28 bolt (U.B.S.)
- (27) Front brake stopper arm
- (28) Front brake arm return spring
- (29) 6 x 36 bolt
- (30) Front brake arm A
- (31) 6 mm washer
- (32) 6 mm nut
- (33) 2.0 x 18 cotter pin
- (34) Front brake arm A
- (35) 6 mm washer
- (36) 6 x 36 bolt



Disassembly

1. Place a suitable block under the engine to raise the front wheel off the ground.
2. Remove the 8 mm bolt (U.B.S) securing the front brake stopper arm in place.

3. Back off the 5 mm screw; pull off the tachometer cable. Disconnect the front brake cable from between the brake arm and brake panel.




Fig. 5-13 (1) 8 mm bolt (U.B.S.)
(2) Front brake stopper arm




Fig. 5-14 (1) 5 mm screw
(2) Tachometer cable
(3) Front brake cable