

Removal

1. Disconnect the front brake pipe from the capliper A. Operate the brake lever and remove brake fluid.

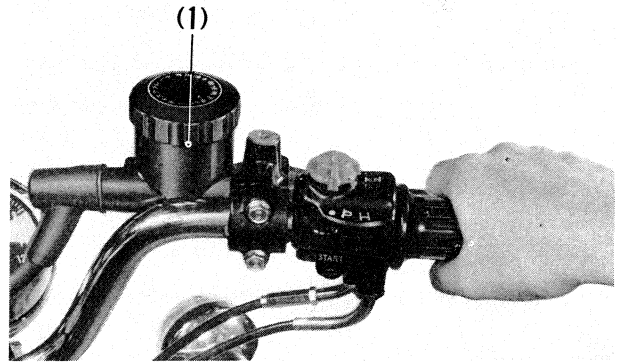


Fig. 5-21 (1) Master cylinder

2. Remove the oil bolt and bolts (3) and remove the master cylinder assembly.




Fig. 5-22 (1) Oil bolt
(2) Master cylinder assembly
(3) Bolts

3. Remove the bolts (1), bolts (2) and adjusting bolt and remove the caliper assembly.




Fig. 5-23 (1), (2) Bolts
(3) Adjusting bolt

4. Remove the front emblem. Remove the bolt (1) and disconnect the front stop switch lead. Remove the three-way joint and disconnect the oil pipe.




Fig. 5-24 (1) Bolt
(2) Front stop switch
(3) Three-way joint
(4) Oil pipe