

Assembly

Referring to assembly procedure on page 44. Taking care of the following.

1. Install new rocker arm shafts into the bores with sealing washers.

NOTE:

The sealing washer cannot be re-used after once being tightened to the above specified torque, because of possible deforming or warpage.

2. Retighten the shaft/bolt to a torque of 4.0 to 4.5 kg-m (29 to 33 lbs-ft) using a TORQUE WRENCH.

Cylinder head tightening torque is **0.7–1.1 kg-m (5.1–8.0 lbs-ft)** for 6 mm.

SPECIFICATIONS

Caster angle	63°
Trail	95 mm
Gear ratio I	2,438
Gear ratio II	1,667




Fig. 2 (1) Rubber plug (2) Spark advancer




Fig. 3 (1) Right rocker arm shafts




Fig. 4 (1) Caster angle