



⑩ Remove the UBS nuts and nuts (3) and take out the engine upper hanger.




(1) Engine upper hanger

⑪ Remove the UBS nuts (2), (3) and (4). The left foot peg will be removed when the nut (3) is removed. Draw out the bolt by removing the nut (4).




(1) Left side step

⑫ Remove the bolt (3) and pull off the bolt (4). Take out the engine hanger plate. Remove the nut (5) and remove the plate complete with the right foot peg (with the bolt (6) and nut). Remove the kick starter pedal.




(1) Right foot peg  
(2) Engine hanger plate  
(3) Kick starter pedal

⑬ Remove the bolt (2) to take out the brake pedal.




(1) Brake

⑭ Remove the bolts (2) and (3).



(1) Engine bottom hanger

⑮ With the aid of an assistant remove the engine from the right side. Before removing, install the kick starter pedal to facilitate the operation.



(1) Kick pedal

To install the engine, refer to page 34.