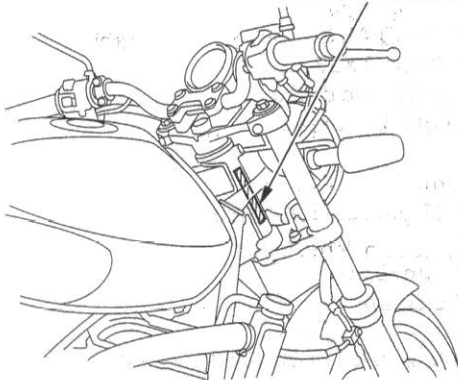


MODEL IDENTIFICATION



FRAME SERIAL NUMBER



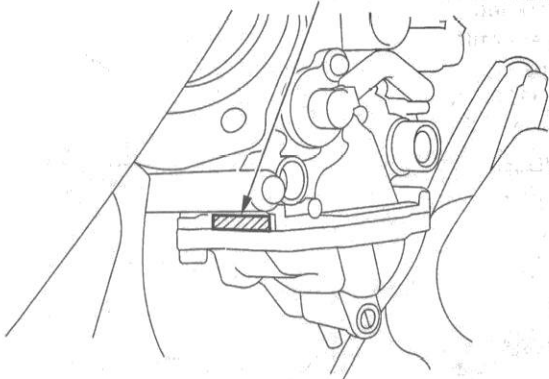
- (1) The frame serial number is stamped on the right side of the steering head.

ENGINE SERIAL NUMBER



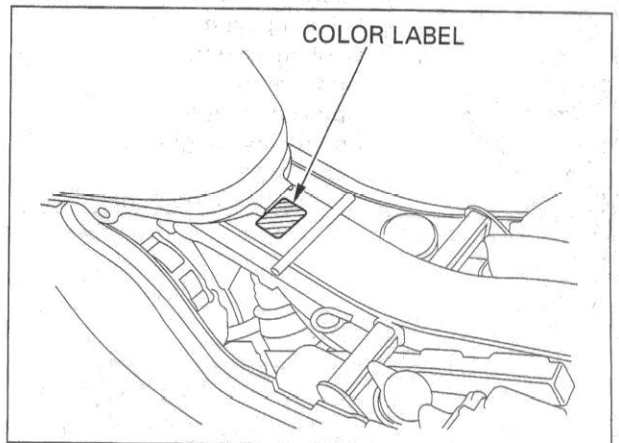
- (2) The engine serial number is stamped on the lower right side of the crankcase.

CARBURETOR IDENTIFICATION NUMBER



- (3) The carburetor identification number is stamped on the intake side of the carburetor body as shown.

COLOR LABEL



- (4) The color label is attached as shown. When ordering color-coded parts, always specify the designated color code.