



DIAPHRAGM/VACUUM PISTON

Remove the screws and vacuum chamber cover.



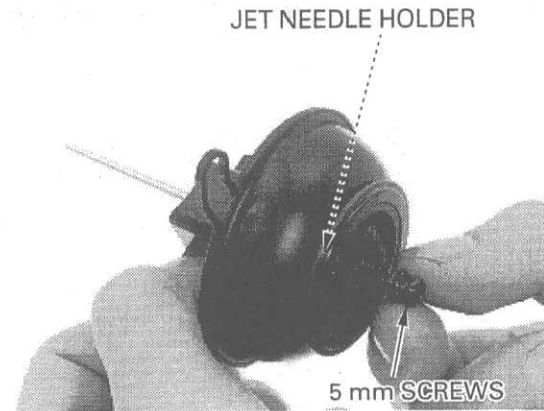
Remove the diaphragm spring and diaphragm/vacuum piston from the carburetor body.



Temporarily install a 4 mm screw (example; vacuum chamber screw) into the jet needle holder. Pull the screw and remove the jet needle holder.

CAUTION:

- *Be careful not to damage the diaphragm.*
- *Do not remove the jet needle holder by pushing the jet needle.*



Remove the spring and jet needle from the vacuum piston.

