



Install the SE valve nut and tighten it securely.



AIR FUNNEL


Install the air funnel into the holder as shown.



Check that the O-ring is in good condition, replace if necessary.

Install the O-ring into the groove of the carburetor body.

Align the cut-out on the air funnel with the groove in the carburetor body, then install the air funnel/holder.



Install and tighten the holder screws.

