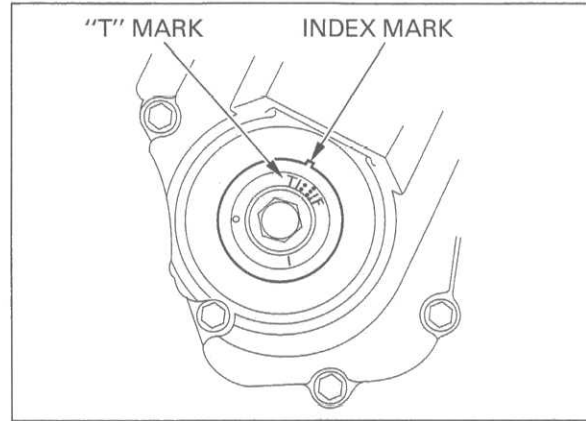
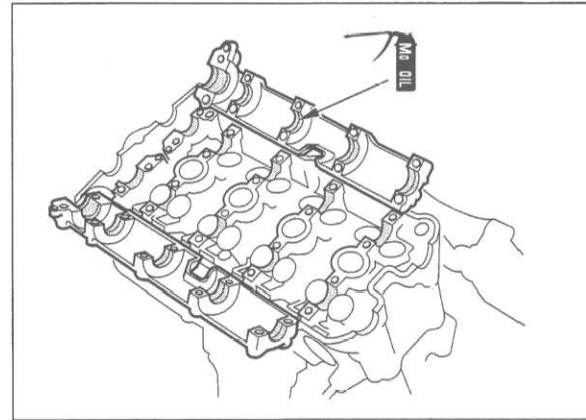


Turn the crankshaft and align the "T" mark on the ignition pulse generator rotor with the index mark on the ignition pulse generator rotor cover.



Apply molybdenum disulfide oil to the camshaft journals of the cylinder head and camshaft holder.



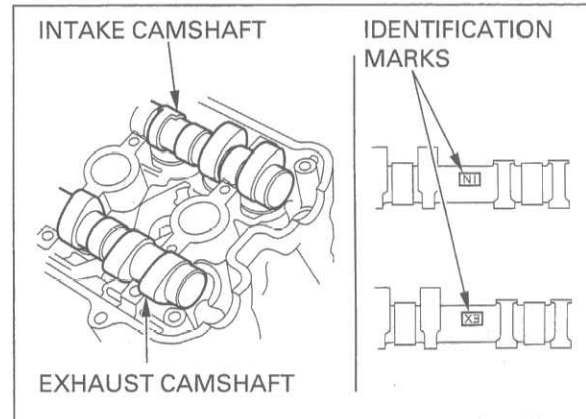
Install the camshafts onto the cylinder head with the cam lobes for the No.1 cylinder facing up as shown.

NOTE:

Install the each camshaft to the correct locations with the identification marks.

"IN": Intake camshaft

"EX": Exhaust camshaft



Apply molybdenum disulfide oil to the cam lobes and journals.

Install the camshaft holders onto the camshafts.

NOTE:

Install the each camshaft holder to the correct locations with the identification marks.

"IN": Intake camshaft holder

"EX": Exhaust camshaft holder

